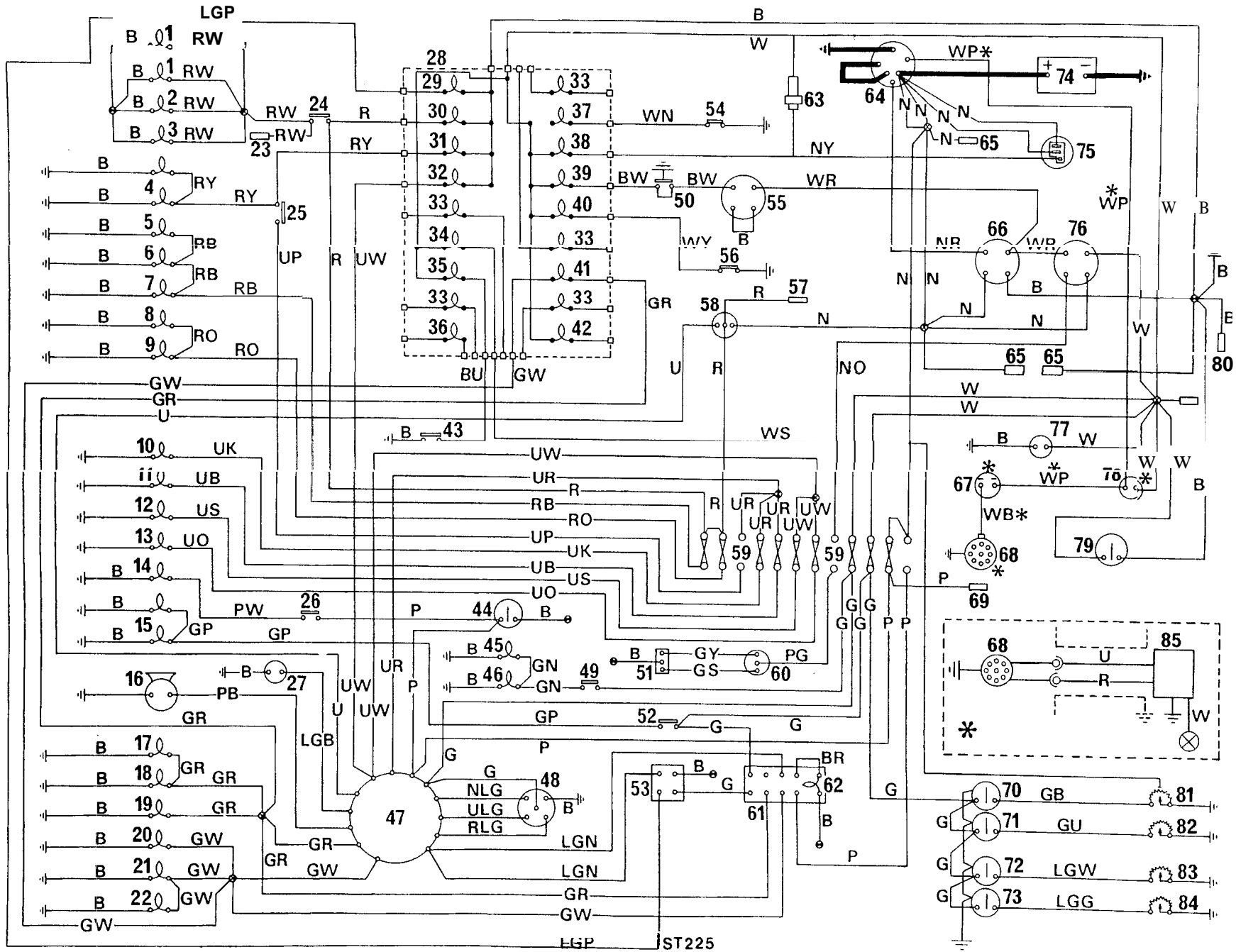


V8 CYLINDER PETROL



## KEY TO V8 CYLINDER PETROL DIAGRAM

- |  |  |  |
|--|--|--|
| 1. Speedometer illumination                              | 30. Side light warning light                         | 58. Light switch   |
| 2. Fuel indicator illumination                           | 31. Rear fog warning light                           | 59. Fuses  |
| 3. Water temperature illumination                        | 32. Main beam warning light                          | 60. Heater motor   |
| 4. Rear fog lamps  | 33. Spare position                                   | 61. Hazard switch  |
| 5. Number plate lamp                                     | 34. Low fuel warning light                           | 62. Hazard switch illumination                           |
| 6. LH tail lamp  | 35. Locked four-wheel drive warning light            | 63. Ignition light resistor                              |
| 7. LH side lamp  | 36. Cold start warning light                         | 64. Starter solenoid                                     |
| 8. RH tail lamp  | 37. Oil warning light                                | 65. Spare pick-off point                                 |
| 9. RH side lamp  | 38. Charge warning light                             | 66. Start relay  |
| 10. LH headlamp dip beam                                 | 39. Brake warning light                              | 67. Coil   |
| 11. RH headlamp dip beam                                 | 40. Park brake warning light                         | 68. Distributor  |
| 12. LH headlamp main beam                                | 41. Direction indicator warning light                | 69. Pick-off point for auxiliary trailer                 |
| 13. RH headlamp main beam                                | 42. Seat belt warning light                          | 70. Fuel indicator                                       |
| 14. Interior lamp  | 43. Locked four-wheel drive switch                   | 71. Water temperature indicator                          |
| 15. Stop lamp  | 44. Clock (when fitted)                              | 72. Oil pressure indicator                               |
| 16. Horn   | 45. LH Reversing lamp                                | 73. Oil temperature indicator (when fitted)              |
| 17. LH side repeater                                     | 46. RH Reversing lamp                                | 74. Battery  |
| 18. LH front indicator                                   | 47. Steering column switches                         | 75. Alternator   |
| 19. LH rear indicator                                    | 48. Wiper motor                                      | 76. Start switch   |
| 20. RH front indicator                                   | 49. Reversing lamp switch                            | 77. Fuel pump  |
| 21. RH rear indicator                                    | 50. Pressure differential warning actuator switch    | 78. Ballast resistor                                     |
| 22. RH side repeater                                     | 51. Heater switch                                    | 79. Battery condition indicator                          |
| 23. Pick-off point for auxiliary instrument illumination | 52. Stop lamp switch                                 | 80. Pick-off point for auxiliary instrument illumination |
| 24. Panel illumination switch                            | 53. Flasher unit                                     | 81. Tank unit transmitter                                |
| 25. Rear fog switch (when fitted)                        | 54. Oil pressure switch                              | 82. Water temperature transmitter                        |
| 26. Interior light switch                                | 55. Brake check relay                                | 83. Oil pressure transmitter                             |
| 27. Washer pump  | 56. Park brake switch                                | 84. Oil temperature transmitter                          |
| 28. Grouped warning lights (comprising items 29 to 42)   | 57. Pick-off point for front fog lamps (when fitted) | 85. Ignition module (when fitted)                        |
| 29. Trailer warning light                                |  |  |


### Key to cable colours

B Black G Green K Pink L Light N Brown O Orange P Purple R Red S Slate U Blue W White Y Yellow

The last letter of a colour code denotes the tracer colour



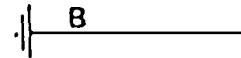
Connectors via plug and socket



Snap connectors



Permanent in-line connections



Earth connections via cables



Earth connections via fixing bolts